



PaintShop® Pro 2018 ULTIMATE

REVIEWER'S GUIDE

Contents

Introducing Corel PaintShop Pro 2018	1
PaintShop Pro customer profiles.....	3
What's included	4
Minimum system requirements	4
What's new	6
Complete and Essentials workspaces	7
Quick Customize	8
Customization and control	8
Welcome tab	9
Tool performance.....	11
Launch time.....	11
Crop tool	12
Text tool	13
Clone overlay	14
Dropper tool	15
Gradient Fill tool	15
Eraser tool	15
Quick Preview	16
Document-aware slider values	16
Color palettes	18
Brushes	19
Gradients, patterns and textures	20
The Ultimate Bonus Collection	21





1

Introducing Corel® PaintShop® Pro 2018

Say hello to PaintShop Pro 2018!

Our newest additions and enhancements, along with a complete set of tools, rivals even the most advanced photo editing and design suites.

In PaintShop Pro 2018, we've optimized every new feature and enhancement for more speed, more flexibility, and more creativity. It is our mission to bring you the best photo editing and graphic design experience possible, and this new version goes beyond that goal in so many ways.

Want shorter launch times? We cut them in half. Need an easier way to navigate? You got it. More tutorials to help you get started? No problem. Major enhancements to some of your favorite PaintShop Pro features? Consider it done.

Developed with our expansive community in mind, PaintShop Pro 2018 delivers everything you expect — and nothing you don't — to help you get your best photo ever, from professional-level editing to advanced compositing with layers, automation with scripts, and all the user-friendly functionality you need whether you're editing at home or at work.

Here are a few of the many enhancements you'll find in PaintShop Pro 2018:

1) Simplified UI for a better user experience

Enjoy a superior, easier-to-learn application with improved navigation and bigger icons, plus two new workspaces for a more streamlined workflow.



2) Improved tools for faster results

Experience a more efficient photo editing program with enhancements to many of the most frequently used tools like Crop, Text, Selection, Clone Brush, Gradient Fill, Eraser and Dropper.

3) New ways to express creativity

Design without boundaries. Take advantage of more creative content, from brushes and color palettes, to gradients, patterns and textures. We're thrilled to be sharing this new, community-inspired version of PaintShop Pro with you. We know you'll see the value in this remarkably robust toolset.

Complete, affordable, and subscription-free — that's PaintShop Pro 2018. So get ready to dive in and see why we're considered by many as the industry's best-known Photoshop alternative!

Sincerely,

**Chris Pierce, Product Manager
& the Corel Photo Team**

PaintShop Pro customer profiles

Here's a glimpse of the people who are driving PaintShop Pro's success.

Photographers and photo editors

First and foremost, PaintShop Pro is designed from the ground up for photo enthusiasts. Whether they're just starting out as hobbyists with their first DSLR, experienced photo enthusiasts, or prosumers, they need tools that help them achieve their creative vision. PaintShop Pro provides the comprehensive ability to edit, make quick adjustments and manage an entire photo collection within one product.


Graphic designers and creative consumers

PaintShop Pro's layers, vector tools, and painting and drawing tools are ideal for many graphic designers — whether at home or at work. Graphic designers use PaintShop Pro to make a variety of compositions, including scrapbook content, posters, web graphics and more.

Creative consumers produce content to share with friends and family. They want a photo editor that's easy to use and gives them access to a wide range of features and effects.

Business and education users

For businesses of all sizes, PaintShop Pro is enormously valuable at work for everything from creating graphics for presentations, to using screenshot and annotation tools to communicate with clarity. Volume licensing, network deployability and quantity discounts make PaintShop Pro an excellent choice for business and education settings.





2

What's included

Application

- Corel PaintShop Pro 2018 (32-bit and 64-bit versions)

Documentation

- Online Help, Learning Center palette
- PDF User Guide
- Guided Tour, a step-by-step virtual tour of the interface and new features
- In-product link directly to video and written tutorials in the Discovery Center
- Getting Started windows provide an overview of some tools and features
- PDF Scripting Guide, PDF Content Guide, and PDF Keyboard Shortcuts available for download

Minimum system requirements

- Windows 10, Windows 8/8.1, Windows 7 with latest service packs installed (32-bit or 64-bit editions)
- Intel or AMD 1.5 GHz or faster processor with SSE2 support (multi-core processor recommended)
- 2 GB of RAM (4 GB recommended)
- 1 GB of free hard disk space (2 GB recommended)
- 1280 × 768 resolution, 16-bit color display (1366 × 768 resolution, 24-bit or higher color display recommended)
- DirectX 9 or higher compatible video adapter with latest driver
- Internet connection required for accessing online features and video tutorials
- Microsoft Internet Explorer 11 or higher



File format support

- **Input:** AI, BMP, CAL, CALS, CGM, CLP, CUR, CUT, DCX, DIB, EMF, EPS, GIF, HDP, IFF, IMG, J2C, J2K, JIF, JP2, JPC, JPE, JPEG, JPG, JPS, JPX, MAC, MPO, MRW, MSP, PBM, PCD¹, PCT, PCX, PDF, PGM, PIC, PICT, PNG, PNS, PPM, PS, PSD, PSPIMAGE, RAS, RAW, RIF, RLE, SCT, SVG, SVGZ, TGA, TIF, UFO, WBM, WBMP, WDP, WEBP, WMF, WPG²

RAW file support from more than 450 camera models including the following formats: 3FR, ARW, CR2, CRW, DCR, DNG, K25, KDC, NEF, NRW, ORF, PEF, RAF, RW2, SR2, SRF, X3F ([full model list](#))

- **Output:** BMP, CAL, CALS, CLP, CUT, DCX, DIB, EMF, EPS, AI, PS, GIF, HDP, WDP, IFF, IMG, JP2, J2C, J2K, JPC, JPX, JPG, JIF, JPE, JPEG, MAC, MSP, PBM, PCX, PGM, PIC, PPM, PNG, PSD, PSPIMAGE, RAS, RAW, RIF, RIFF, RLE, SCT, CT, JPS, PNS, TGA, TIF, TIFF, WBMP, WBM, WEBP, WMF

- **Brush:** PaintShop Pro Brush (.pspbrush), Adobe Photoshop Brush (.abr), Jasc Brush (.jbr)

Version information

The PaintShop Pro 2018 family of software includes two versions:

- Corel® PaintShop® Pro 2018
- Corel® PaintShop® Pro 2018 Ultimate

For information about what is included in PaintShop Pro 2018 Ultimate, see “The Ultimate Bonus Collection” on page 21.

To compare features available in Corel PaintShop Pro and Corel PaintShop Pro Ultimate, see the [comparison matrix](#).

Product specifications are subject to change without notice or obligation. For more details, visit: www.paintshoppro.com.

1. Supported on 32-bit installation only

2. WPG (WordPerfect Vector only) is only supported on 32-bit installation; WordPerfect Bitmap is supported on both 32-bit and 64-bit installations



3

What's new

Corel PaintShop Pro 2018 is powerful image-editing software that helps anyone produce stunning photos and creative designs.

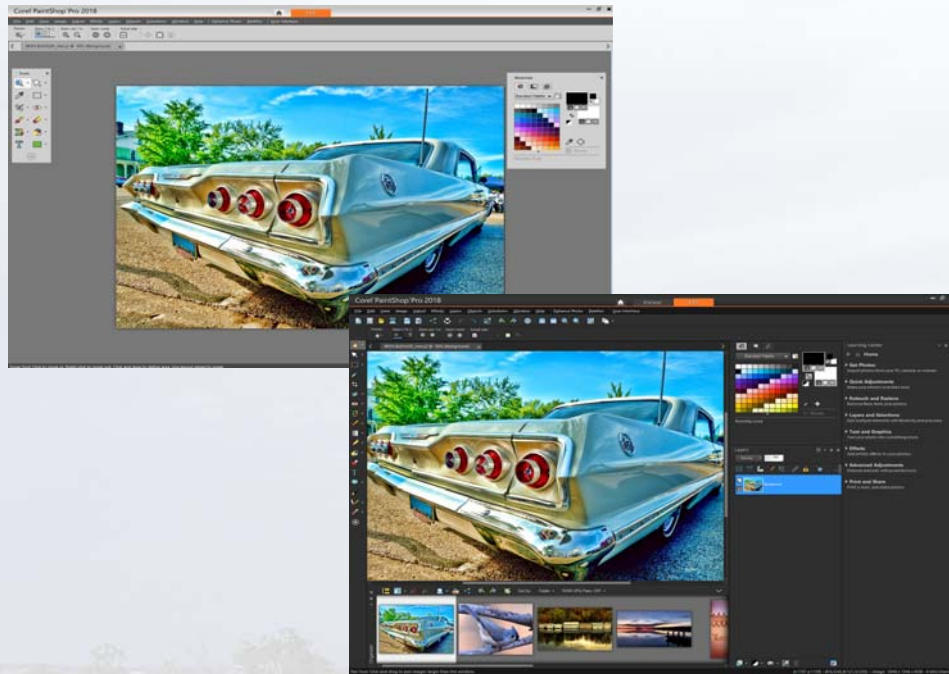
Simplified user interface for a better experience

You asked, and we listened! PaintShop Pro 2018 delivers an improved, easier-to-learn application with faster navigation and bigger icons. For a more streamlined workflow, we've added two new workspaces, Essentials and Complete, to match your level of expertise.

Essentials has all the core tools you need for photo editing and design, and Complete includes the Welcome, Manage, and Edit tabs for full photo management and access to pro-level editing and design tools. Our new Welcome Tab is bursting with helpful tutorials and creative content to get you started.

New! Essentials and Complete workspaces

Never has PaintShop Pro been easier. Easier to get started, to learn and to master — with a choice of two workspaces, tailored to suit your workflow or skill level. A new Essentials Workspace, with a streamlined UI and larger icons, gives you all the tools you need and none you don't. Perfect for those just starting out, or needing to make quick photo enhancements or fixes. Or choose the Complete Workspace for all the professional editing features that sets PaintShop Pro apart from the rest. Great for the experienced PaintShop Pro user or those with more complex projects. Whether you're just learning PaintShop Pro or are a PaintShop Pro guru — there's a workspace to suit you.



Essentials (top) has all the core tools, and Complete (bottom) gives access to professional-level editing and design features. (Photo: Bren Buehler)



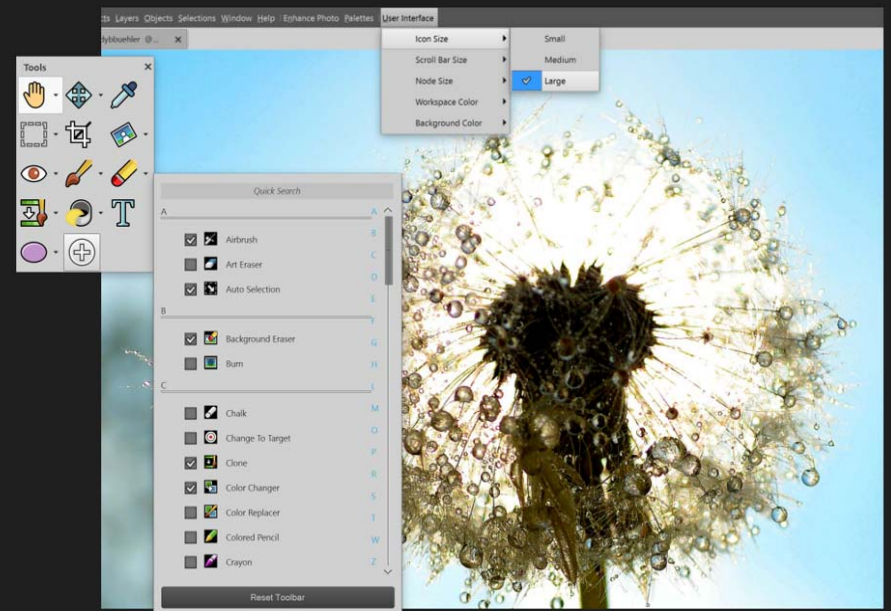


New! Quick Customize

Customize your Tools toolbar by showing all the tools you use regularly and hiding the ones you don't. A new Quick Customize feature allows you to pick and choose what to display, and a handy alphabetical search lets you quickly locate a tool. And in a click, you can restore its default settings.

New! Customization and control

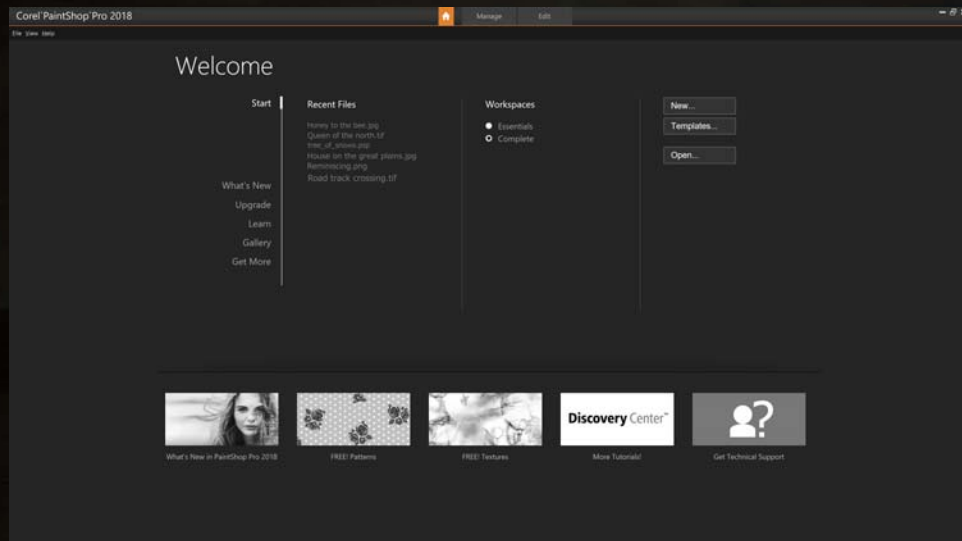
Now get more control over features, functionality, and customization. Scroll bar too small? Make it bigger. Node size not right? Customize it. Be more productive with larger, easier-to-see icons.




Now in PaintShop Pro 2018, get more control over features, functionality, and customization. (Photo: Bren Buehler)

New! Welcome tab

Feel right at home when you launch PaintShop Pro. Now you can choose a workspace, start a new project, or access recent files from the new Welcome tab. Explore tutorial videos, keyboard shortcuts, free and premium plugins, applications, scripts, brushes and more — all updated dynamically so you'll never run out of learning material or creative content.



The Welcome tab lets you choose a workspace, start a new project, access recent files, explore tutorial videos, keyboard shortcuts, and more.



Faster results and improved tools

Thanks to feedback from our loyal user community, we've made significant improvements to PaintShop Pro. We've reduced the launch time by more than 50% from the last version. We also accelerated the speed of some of favorite editing features. In addition, we've enhanced many of the most frequently used tools like Crop, Text, Selection, Clone, Gradient, Eraser and Dropper.



Enhanced! Tool performance

Enjoy faster editing features, including a more responsive Depth of Field. Because it's four times faster than before, you can now create an area of focus in your photo nearly instantaneously. Text Wrapping is also significantly speedier, especially when using a gradient, pattern or texture as text.

Enhanced! Launch time

In response to user feedback, we've decreased PaintShop Pro's launch time by more than 50% from the last version! Cutting boot time in half means you can start editing faster than ever.





Enhanced! Crop tool



Our most popular editing tool just got better. Now you can choose from new Grid, Diagonal, Golden Ratio and Golden Spiral composition guides, along with other Crop tool enhancements, to help you bring out the best in your image.



PaintShop Pro 2018 has a range of exciting Crop tool enhancements.



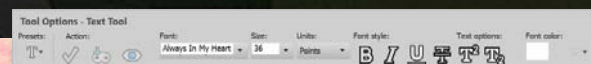

Give it a try

- 1 On the Tools toolbar, choose the **Crop** tool .
- 2 Adjust the crop area size by dragging any of the handles or edges. To reposition the crop rectangle, place the cursor inside and drag.
If you want to use a composition guide, on the floating toolbar click the **Composition Guide** button, and choose a guide from the drop-list.
You can rotate the image relative to the crop rectangle by a specific angle by specifying the degree of rotation in the **Angle** controls on the Tool Options palette.
- 3 When you're ready to crop the image, click the **Apply** button  on the Tool Options palette or on the floating toolbar for the Crop tool.



New! Text tool

Text is key to any design workflow. Our Text tool enhancements help save you design time with the new superscript, subscript, and text justification options, all conveniently located in the Tool Options palette. You can also paste text into a shape and watch the text dynamically adjust to fit the space.



New Text tool enhancements help save you design time.



New! Clone overlay


Now, when you use the Clone Brush tool, you'll see a preview of the source pixels that you're about to apply, so you can get the results you want the first time. For seamless editing, you can hide or show the overlay with a simple shortcut key.



Clone exactly what you want with the new Show Overlay option.



Give it a try

- 1 On the Tools toolbar, choose the **Clone Brush** tool .
- 2 On the Tool Options palette, choose the brush tip, size, opacity, and other settings.
- 3 On the source image, right-click the center point of the source area.
- 4 Drag in the image where you want to paint the cloned area.
- 5 Press **Ctrl + Alt + C** to show or hide the overlay as you work.

Enhanced! Dropper tool

A new Sample and Fill icon in the Tool Options palette allows you to copy the color and opacity of sampled pixels. The Dropper tool instantly turns into the Flood Fill tool, allowing you to apply the copied properties to another area with a single click.

Enhanced! Gradient Fill tool

Explore 30 new gradients to enhance your creative designs, and enjoy better results with improvements to the Gradient Fill tool. Now, you can recall your gradient line to edit an existing gradient.

Enhanced! Eraser tool

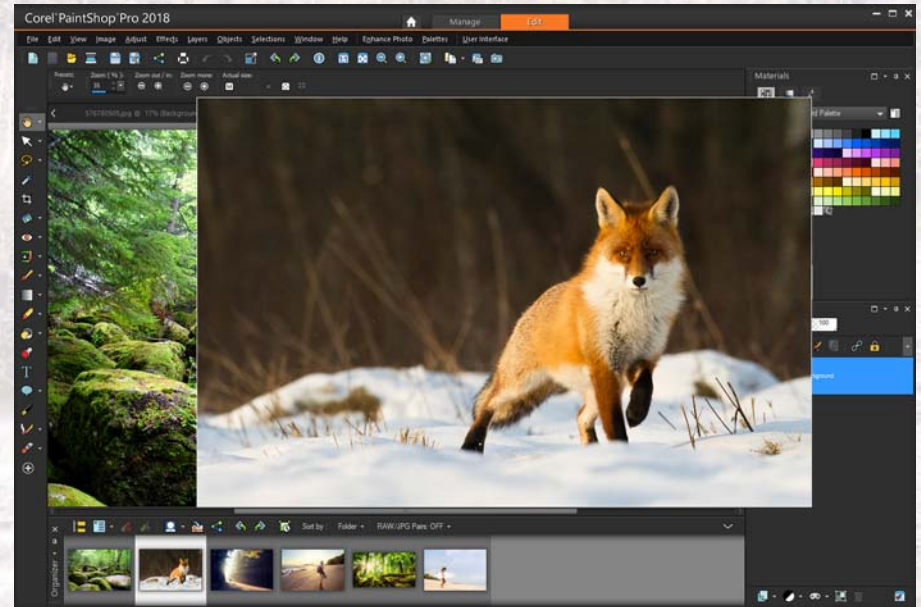
Our users wanted a more refined Eraser tool, and that's what we've delivered! Now, the Eraser tool has improved opacity control for better results.





New! Quick Preview

Get a better look! Preview the thumbnails in your Organizer palette at a larger size with one left-click to select your thumbnail, and a single click of your space bar to invoke the Quick Preview window.



Quick Preview offers an efficient way to pick and choose the images you want to work with.

New! Document-aware slider values

All of PaintShop Pro 2018's tools benefit from new document-aware slider values, so that your tool's maximum size reflects the size of the image you are working on.



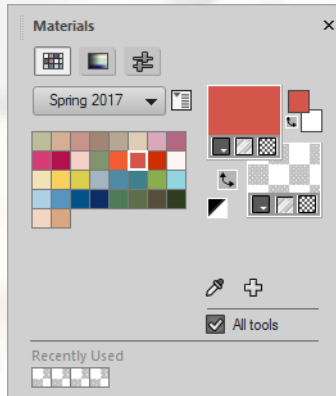
New ways to express creativity

Design without boundaries. Take advantage of more creative content, from brushes and color palettes, to gradients, patterns and textures.

PaintShop Pro 2018 offers you more creative options for the features you use most, expanding your creative possibilities.

New! Color palettes

Choosing the right colors for your design is imperative, as color can make or break your artwork. Now, you can apply inspiring color combinations from color palettes found in the Materials palette. Color palettes save you time and effort in picking and applying colors, and ensure your colors complement each other.




You can access color palettes on the Materials palette.



Give it a try

On the Materials palette, choose a color palette from the drop-down menu.




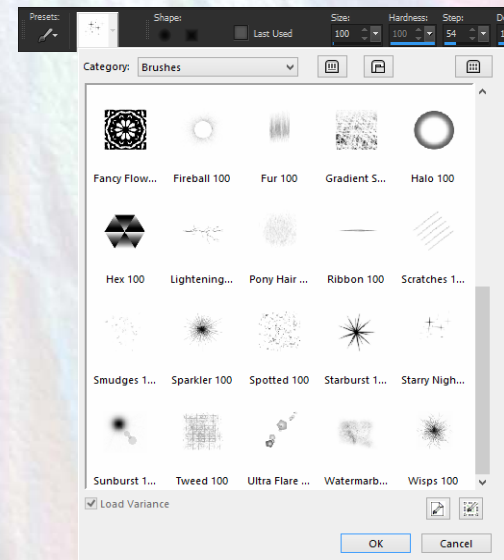
New! Brushes

Discover 30 new brushes in PaintShop Pro 2018. From Lightning and Fireball, to Sparkler, Sunburst and Fur, our new brushes give your creations something extra, and save you time by eliminating the need draw individual design elements yourself.



Give it a try

- 1 On the Tools toolbar, choose the Paint Brush tool .
- 2 On the **Materials** palette, choose the foreground and background colors and materials.
- 3 On the **Tool Options** palette, choose a brush tip from the brush tip drop-list.



- 4 Specify the brush options, such as Shape, Size, Opacity, Hardness, Thickness, and Rotation.
- 5 Do one of the following:
 - To apply the foreground color or material, drag in the image.
 - To apply the background color or material, hold down the right mouse button, and drag in the image.

New! Gradients, patterns and textures

Enjoy 75 new gradients, patterns and textures to expand your creative potential. Whether you are looking for a marble or brick texture, a floral or geometric pattern, or a gradient that mimics a perfect sunset, you'll discover all this and more in PaintShop Pro 2018.



PaintShop Pro 2018 has a variety of new patterns (left), textures (center), and gradients (right).





4

The Ultimate Bonus Collection

PaintShop Pro 2018 Ultimate lets you create without boundaries and get stunning results using the best in photo editing and graphic design by combining PaintShop Pro with an exclusive Ultimate bonus pack.

Enjoy all of PaintShop Pro's powerful editing tools, plus three high-value applications and a creative content collection not found in Photoshop. Our new PaintShop Pro 2018 Ultimate offers photo-painting, intelligent image correction, RAW photo editing, and more. Best of all, it's affordable, subscription-free, and delivers Photoshop-like results.

Turn your photos into works of art

Discover **Painter® Essential 5**'s photo-painting tools that will easily transform your pictures into impressive art right before your eyes. Or start sketching, drawing and painting from scratch with award-winning brushes that are custom selected for beginners. Explore a wide variety of painting styles, brushes and photo effects that let you create an authentic, hand-painted look every time.

Enhance photos instantly with intelligent photo adjustments

Restore photo details, color, and more lost by your camera with the proven, patented image corrections in **Perfectly Clear 3 SE**. Create a custom look with robust, time-saving presets that let you control multiple adjustments with just one click — all without having to leave PaintShop Pro.

Edit RAW photos and save time with batch processing

Quickly learn professional-grade RAW photo editing and take control of very large photo collections with **Corel® AfterShot™ 3**. Make easy corrections and enhancements, and save time with batch processing tools that let you apply adjustments to one or thousands of photos at once.

Creative Content Collection

Expand your creative capabilities with dozens of brushes, textures, and over 100 royalty-free backgrounds.



Media Contact

Alex Brazeau

Public Relations Manager

Corel Corporation

alex.brazeau@corel.com

About Corel

Corel is one of the world's top software companies, boasting some of the industry's best-known graphics, productivity and digital media products. We've built a reputation for giving customers more choice, and delivering solutions that are easy to learn and use. Our mission is simple: help people achieve new levels of creativity and productivity.

Corel's product lines include CorelDRAW® Graphics Suite, CorelDRAW® Technical Suite, CorelCAD™, Painter®, PaintShop® Pro, VideoStudio®, WordPerfect® Office, and WinZip®. For more information on Corel, please visit www.corel.com.

Copyright © 2017 Corel Corporation. All rights reserved.

Corel® PaintShop® Pro 2018 Reviewer's Guide

Layout designed in CorelDRAW Graphics Suite 2017

Product specifications, pricing, packaging, technical support and information ("specifications") refer to the retail English version only. The specifications for all other versions (including other language versions) may vary.

INFORMATION IS PROVIDED BY COREL ON AN "AS IS" BASIS, WITHOUT ANY OTHER WARRANTIES OR CONDITIONS, EXPRESS OR IMPLIED, INCLUDING, BUT NOT LIMITED TO, WARRANTIES OF MERCHANTABILITY, SATISFACTORY QUALITY, MERCHANTABILITY OR FITNESS FOR A PARTICULAR PURPOSE, OR THOSE ARISING BY LAW, STATUTE, USAGE OF TRADE, COURSE OF DEALING OR OTHERWISE. THE ENTIRE RISK AS TO THE RESULTS OF THE INFORMATION PROVIDED OR ITS USE IS ASSUMED BY YOU. COREL SHALL HAVE NO LIABILITY TO YOU OR ANY OTHER PERSON OR ENTITY FOR ANY INDIRECT, INCIDENTAL, SPECIAL, OR CONSEQUENTIAL DAMAGES WHATSOEVER, INCLUDING, BUT NOT LIMITED TO, LOSS OF REVENUE OR PROFIT, LOST OR DAMAGED DATA OR OTHER COMMERCIAL OR ECONOMIC LOSS, EVEN IF COREL HAS BEEN ADVISED OF THE POSSIBILITY OF SUCH DAMAGES, OR THEY ARE FORESEEABLE. COREL IS ALSO NOT LIABLE FOR ANY CLAIMS MADE BY ANY THIRD PARTY. COREL'S MAXIMUM AGGREGATE LIABILITY TO YOU SHALL NOT EXCEED THE COSTS PAID BY YOU TO PURCHASE THE MATERIALS. SOME STATES/COUNTRIES DO NOT ALLOW EXCLUSIONS OR LIMITATIONS OF LIABILITY FOR CONSEQUENTIAL OR INCIDENTAL DAMAGES, SO THE ABOVE LIMITATIONS MAY NOT APPLY TO YOU.

Corel, the Corel logo, the Corel balloon logo, PaintShop, PaintShop Pro, AfterShot, CorelDRAW, CorelCAD, Essentials, Painter, VideoStudio, WordPerfect and WinZip are trademarks or registered trademarks of Corel Corporation and/or its subsidiaries in Canada, the United States and elsewhere. All other product names and any registered or unregistered trademarks mentioned are used for identification purposes only and remain the exclusive property of their respective owners.

Patent: www.corel.com/patent